


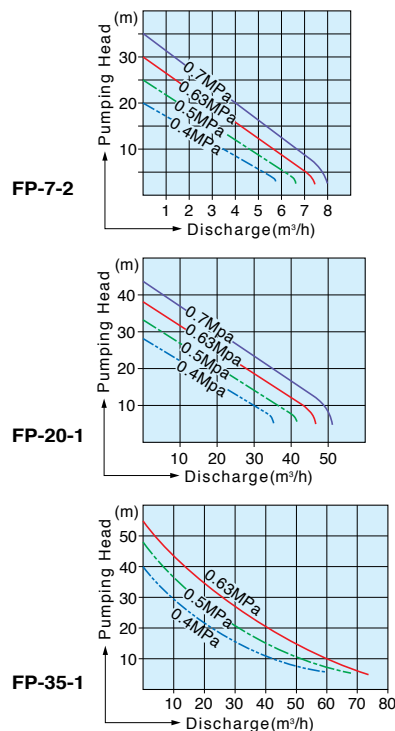
# Sump Pumps/Piston Pumps

## SUMP PUMPS

Fuji Sump Pumps are indispensable for discharging water, oil, sewage and sludge from sumps, trenches, manholes, bilges and tanks. They may be used in non-spark environments and their housings are rust-proof.




### Pumping Performance Curve



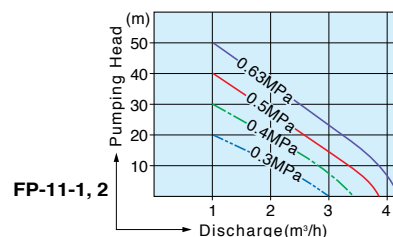
Model	Capacity				Water Output Thread Size	Air Outlet Thread Size	Height		Mass		Max. Air Consumption		Air Inlet Thread Size	Air Hose Size		
	Head		Discharge				mm	in	kg	lb	m³/min	ft³/min		PT or NPT	mm	in
	m	ft	m³/h	g/min												
FP-7-2	15	49	4.2	70	PT3/4	3/4	234	9 1/4	4.3	9.4	0.80	28.2	3/8	9.5	3/8	
FP-20-1	20	66	28.0	467	W82.5-5	1	374	14 3/4	22.0	48.4	3.40	120.1	3/4	19.0	3/4	
FP-35-1	28	92	28.0	467	W82.5-5	1 1/4	410	16 9/64	34.0	74.8	5.20	183.6	1	25.4	1	

## PISTON PUMPS

Fuji Piston Pumps FP-11 series are ideal pumps for pumping oil out from tanks and bilges in the vessels. Various flanges are optionally available for hose connection.



### Pumping Performance Curve



Model	Discharge Volume	Piston Diameter		Stroke		Stroke No.	Overall Length		Mass		Max. Air Consumption		Air Inlet Thread Size	Air Hose Size	
		mm	in	mm	in		mm	in	kg	lb	m³/min	ft³/min		PT or NPT	mm
FP-11-1	4.2	48	1 57/64	100	3 15/16	4	622	24 31/64	4.7	10.3	0.20	7.1	1/4	9.5	3/8
FP-11-2	4.2	48	1 57/64	100	3 15/16	4	622	24 31/64	7.8	17.2	0.20	7.1	1/4	9.5	3/8

\*Testing Oil ... ISO VG32Oil