

## HYDRAULIC POWER PACKS FOR TORQUE WRENCHES 700 BAR



### FEATURES

Specifically designed for torque wrenches, these power packs combine maximum operating efficiency with compact, lightweight design.

Because of their compact dimensions and weight, they are very portable and supplied with a carry handle or protective frame.

All models are equipped with:

- Coupler ¼ NPT - male on extension side and female on the return, complete with dust caps
- Two-stage piston pump
- Electric or pneumatic 4 ways 2 positions valve
- Pressure regulating valve
- Pressure gauge
- Relief valve
- Plastic tank
- Plastic casing with integrated handle (mod **MDWR**)
- Protection housing (mod. **MDWRH**, **MDWRP** and **MDWRHE**)
- Oil level gauge
- 3 m. remote control
- 5 m. electric cable
- Heat exchanger (mod. **MDWRHE**)

They are available in 4 models:

**MDWR** with 2,4/0,4 l/min pump and electric single phase 0,75 kW motor

**MDWRH** with 6/0,6 l/min pump and electric single phase 1,1 kW motor

**MDWRP** with 6/0,6 l/min pump and air 1,5 kW motor

**MDWRHE** with 6/0,6 l/min pump and electric single phase 1,1 kW motor and heat exchanger

**i** Power packs with different voltage motors and **4 exits** can be supplied upon request.

### APPLICATIONS

Ideal for use with torque wrenches.



p. 108



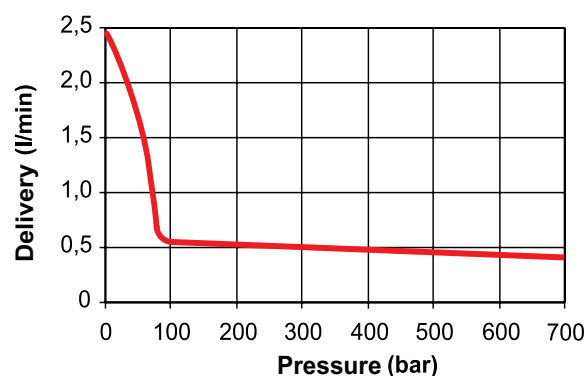
Refer to the relevant section for selection of our torque wrenches

p. 88

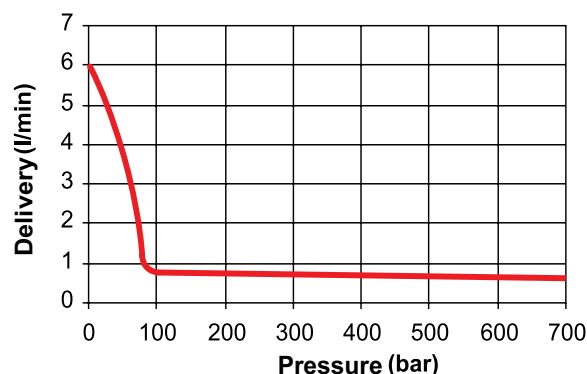


**Flexible hoses:** for connection to the torque wrench two hoses are necessary, each of them complete of one male and one female coupler at the two ends **SQ##FM**

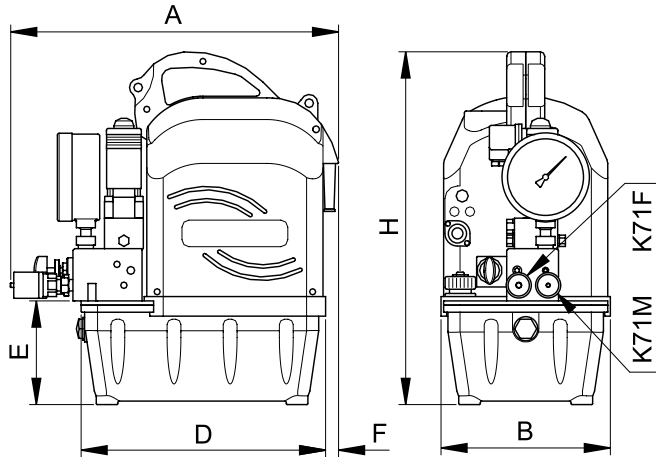
### DELIVERY DIAGRAM MDWR



### DELIVERY DIAGRAM MDWRH MDWRP MDRRHE



## HYDRAULIC POWER PACKS FOR TORQUE WRENCHES 700 BAR



- Reservoir Capacity **2,6 l**
- Delivery at 700 bar **0,4 - 0,6 l/min**
- Power Rating **0,75 - 1,5 kW**
- Air consumption **2130 l/min**
- Max Pressure **700 bar**

### OPERATIONAL CHARACTERISTICS

MODEL	Oil Delivery		Pressure		Motor		
	1 <sup>st</sup> Stage	2 <sup>nd</sup> Stage	1 <sup>st</sup> Stage	2 <sup>nd</sup> Stage	Power supply	Power	Speed
	l/min	l/min	bar	bar		kW	rpm
MDWR	2,4	0,4	65	700	230V-50Hz	0,75	2800
MDWRH	6,0	0,6				1,1	
MDWRP					Aria	1,5	
MDWRHE					230V - 50Hz	1,1	

### DIMENSIONS

MODEL	Reservoir Capacity litres	Usable oil Volume litres	Dimensions mm						Weight
			A	B	D	E	F	H	kg
MDWR	2,6	2,4	381	197	287	119	15	406	18,5
MDWRH			400	250	-	-	-	420	23,8
MDWRP			380	230	-	-	-	390	17,5
MDWRHE			540	285	540	119	-	420	30,3

### FUNCTION CHART

MODEL	For use with	Valve function	Symbol
MDWR MDWRH MDWRP MDWRHE	Torque wrenches	Advance - Return	