

MIDI HYDRAULIC POWER PACKS 700 - 1000 - 1500 BAR

FEATURES Series 700 bar

Two-stage Hydraulic Power Packs particularly light and compact with excellent technical characteristics.

A large range of manual and electric controlled valves, allows them to be used with single and double acting cylinders.

All models are equipped with either:

- Single phase electric motor 230V - 50Hz and 0,75 kW, 2800 rpm
- Plastic reservoir.
- Two-stage piston pump.
- Manual or electric 3 or 4-ways valves with or without pilot check.
- Relief valve.
- Electric cable 5 m.
- Remote control 3 m. (for electric valve)
- Plastic frame with carrying handle (excluding version H)
- Protective cage (only version H) dim. AxBxH 400x250x420e.
- Oil level gauge



FEATURES Series 1000 and 1500 bar

Same characteristics of the 700 bar series a part for:

- Manual or electric 3 ways - 2 positions valve.
- Pressure regulation valve.
- Manometer G16

The following can be requested on demand

- Different voltage motor
- Air operated Motor
- Different capacity Reservoir

APPLICATIONS

700 bar Series: Ideal for medium size tools and very easy to handle.

Particularly suitable to be used with cutters, small presses, pipe bending machines, spreaders etc.

1000 bar Series: Suitable to be used with tensioner mod. **UTN e UTH.**

p. 112

1500 bar Series: Suitable to be used with tensioner mod. **UTV.**



p. 114

OPTIONS series 700 bar



Version R 3m remote control to activate only the motor, in power packs with manual valve series MDM##.

Version H Power pack with high flow pump:

1st stage 6,0 l/min

2nd stage 0,6 l/min

Motor 1,1 kW

Version J with pressure regulation valve.

OPTIONS series 1000 and 1500 bar

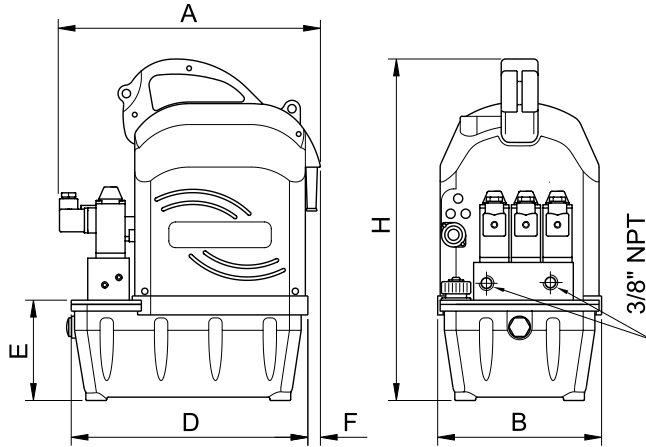
Version R 3m remote control to operate the motor only.

p. 82 ACCESSORIES



RP52 gauge adaptor for gauge type G106. (700 BAR versions only)

MIDI HYDRAULIC POWER PACKS 700 BAR



- Reservoir Capacity **2,6 l**
- Delivery at 700 bar **0,4 l/min**
- Power Rating **0,75 - 1,1 kW**
- Max Pressure **700 bar**

HYDRAULIC PUMPS

SELECTION CHART

Oil delivery		Pressure rating		Reservoir capacity	Usable oil volume	MODEL	Dimensions mm					Weight kg	
1 st stage	2 nd stage	1 st stage	2 nd stage				A	B	D	E	F		H
l/min	l/min	bar	bar	litres	litres								
2,4	0,4	65	700	2,6	2,4	MDM21	329						16
						MDM31							16,3
						MDM41	366						16,3
						MDM42		197	287	119	15	406	16,5
						MDE21R							16,3
						MDE22R	316						16,3
						MDE41R							18,5

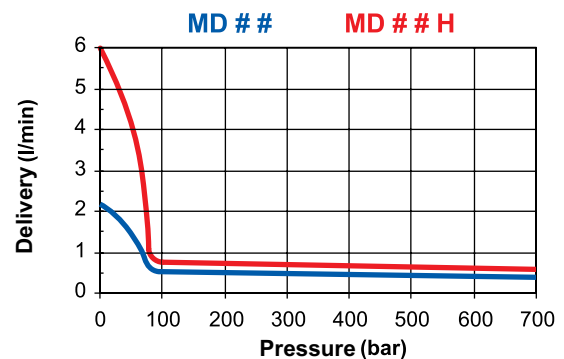
FUNCTION CHART

MODEL	For use with	Valve function	Symbol
MDM21	Single acting	Advance - Return	
MDM31		Advance - Hold - Return	
MDM41	Double acting	Advance - Hold - Return	
MDM42		Advance - Hold with pilot check - Return	
MDE21R	Single acting	Advance - Return	
MDE22R		Advance - Hold - Return	
MDE41R	Double acting	Advance - Hold - Return	

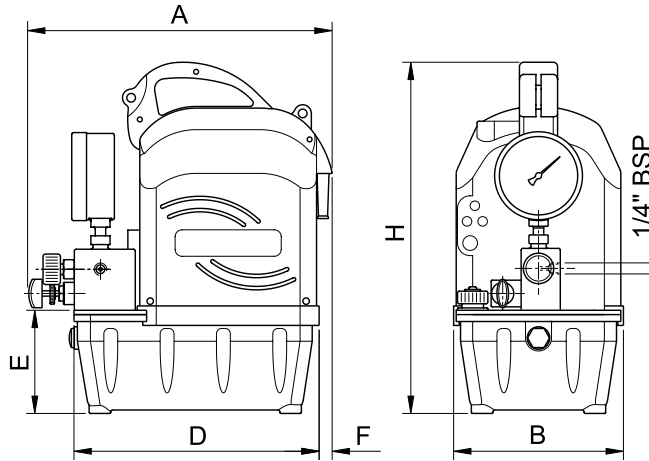
MODEL CODING OF 700 BAR SERIES

MD	M21	R	#	J
Series	Valve type	Remote control	- standard pump H High flow pump	Pressure regulation valve

DELIVERY DIAGRAM OF 700 BAR SERIES



MIDI HYDRAULIC POWER PACKS 1000 - 1500 BAR

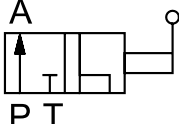


- Reservoir Capacity 2,6 l
- Delivery at max pressure 0,2 - 0,3 l/min
- Power Rating 0,75 kW
- Max Pressure. 1000 - 1500 bar

SELECTION CHART

Oil Delivery		Pressure Rating		Reservoir Capacity	Usable Oil Volume	MODEL	Dimension mm						Weight
1 st Stage	2 st Stage	1 st Stage	2 st Stage				A	B	D	E	F	H	
l/min	l/min	bar	bar	litres	litres							kg	
2,3	0,3	65	1000	2,6	2,4	MDM21GJRT	329	197	287	119	15	406	16,5
1,8	0,2		1500			MDM21GJRV	349						19,5

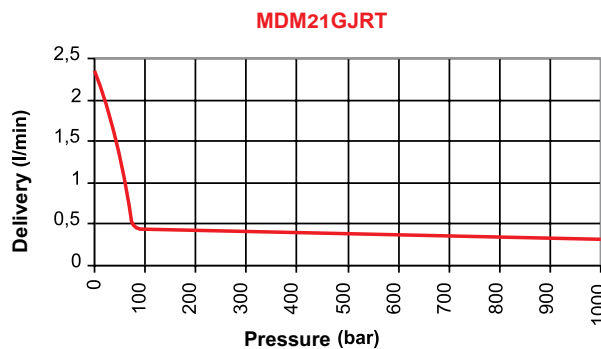
FUNCTION CHART

MODEL	Valve Function	Symbol
MDM21GJRT	Advance-Return	
MDM21GJRV		

MODEL CODING OF 1000 - 1500 BAR SERIES

MD	M21	G	J	R	V
Series	Valve type	Gauge G16	Pressure regulation valve	Remote control	T= max. w. pressure 1000 bar V= max. w. pressure 1500 bar

DELIVERY DIAGRAM MDM21GJRT



DELIVERY DIAGRAM MDM21GJRV

